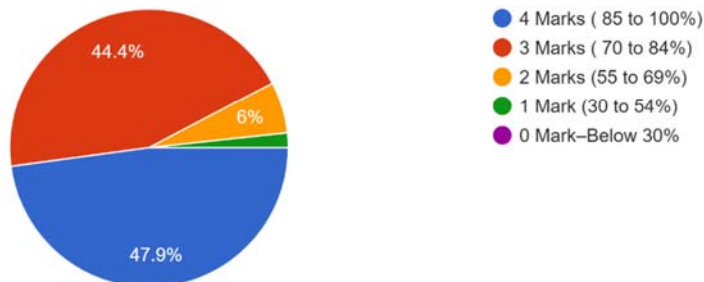


Student Feedback 2021-22

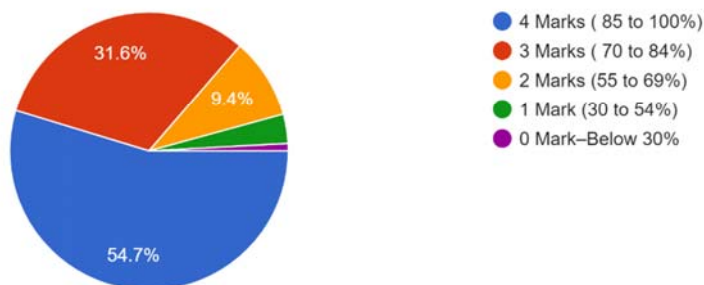
1. How much of the syllabus was covered in the class?

117 responses



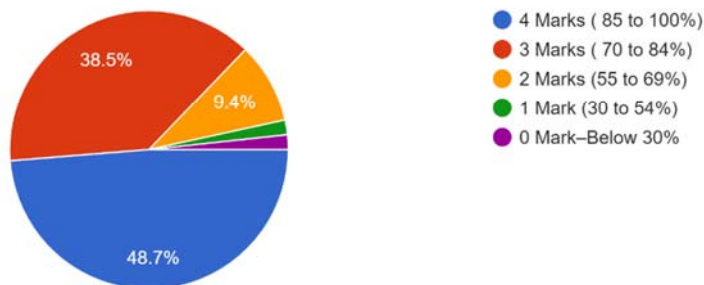
2. How well did the teachers prepare for the classes?

117 responses



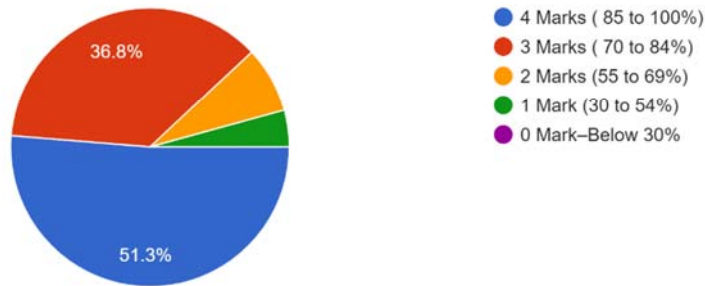
3. How well were the teachers able to communicate?

117 responses



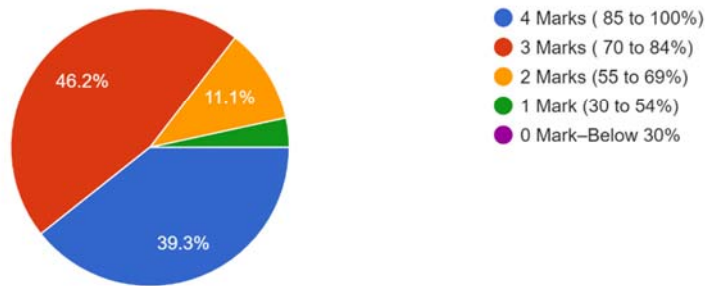
4. The teacher's approach to teaching can best be described as

117 responses



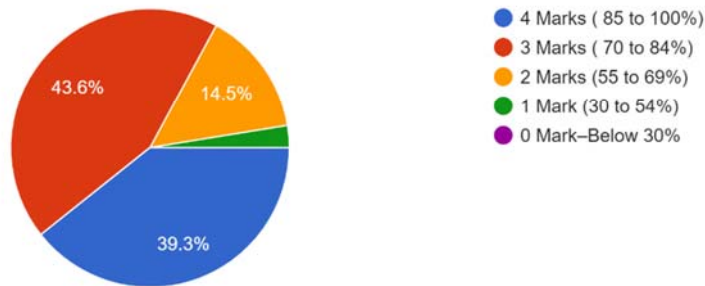
5. Fairness of the internal evaluation process by the teachers.

117 responses



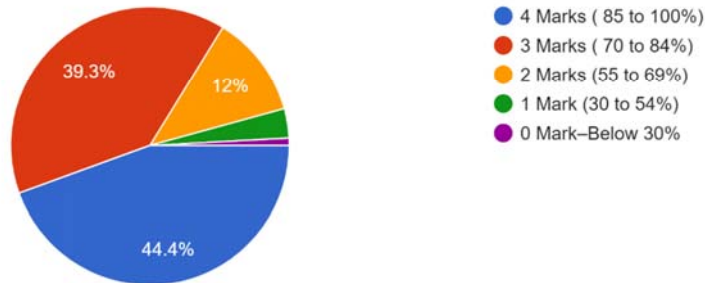
6. Was your performance in assignments discussed with you?

117 responses



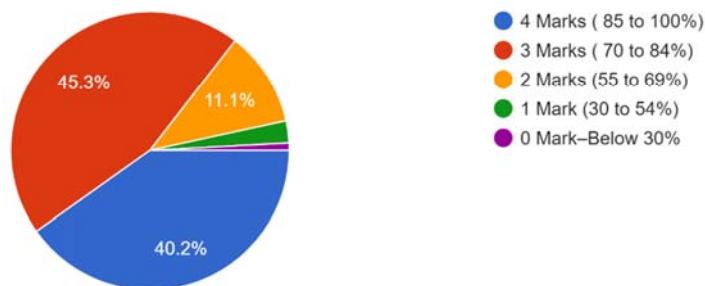
7. The institute takes active interest in promoting internship, student exchange, field visit opportunities for students.

117 responses



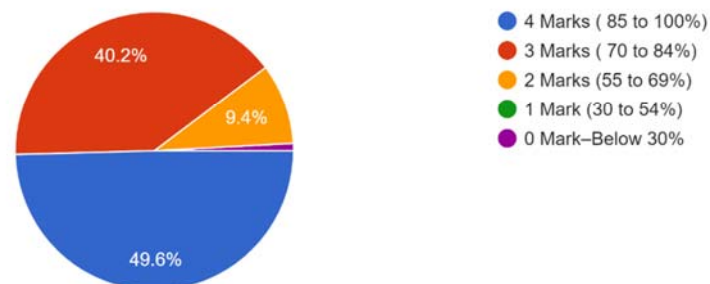
8. The teaching and mentoring process in your institution facilitates you in cognitive, social and emotional growth.

117 responses



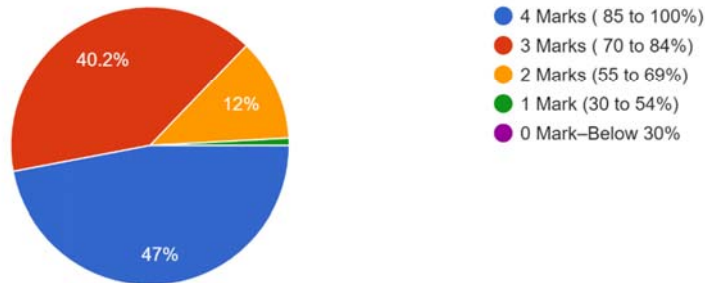
9. The institution provides multiple opportunities to learn and grow.

117 responses



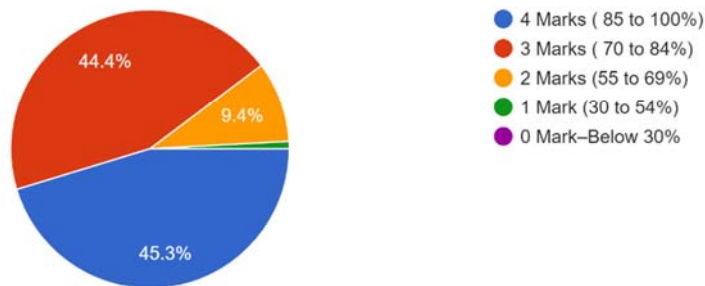
10. Teachers inform you about your expected competencies, course outcomes and programme outcomes.

117 responses



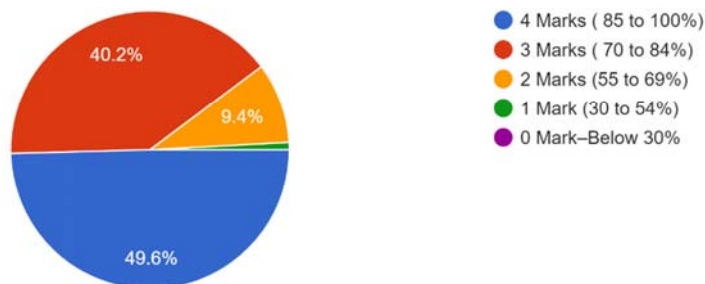
11. Your mentor does a necessary follow-up with an assigned task to you.

117 responses



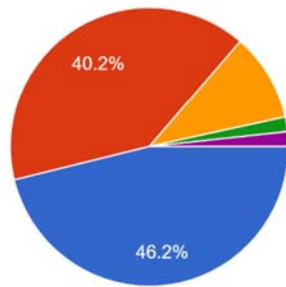
12. The teachers illustrate the concepts through examples and applications.

117 responses



13. The teachers identify your strengths and encourage you with providing right level of challenges.

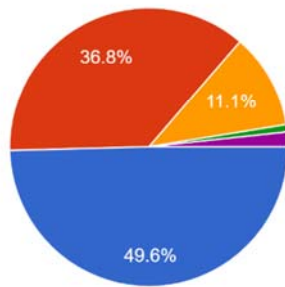
117 responses



- 4 Marks (85 to 100%)
- 3 Marks (70 to 84%)
- 2 Marks (55 to 69%)
- 1 Mark (30 to 54%)
- 0 Mark-Below 30%

14. Teachers are able to identify your weaknesses and help you to overcome them.

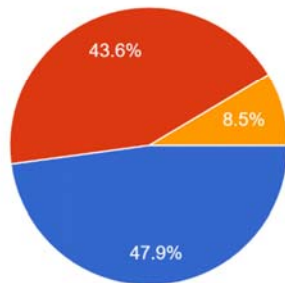
117 responses



- 4 Marks (85 to 100%)
- 3 Marks (70 to 84%)
- 2 Marks (55 to 69%)
- 1 Mark (30 to 54%)
- 0 Mark-Below 30%

15. The institution makes effort to engage students in the monitoring, review and continuous quality improvement of the teaching learning process.

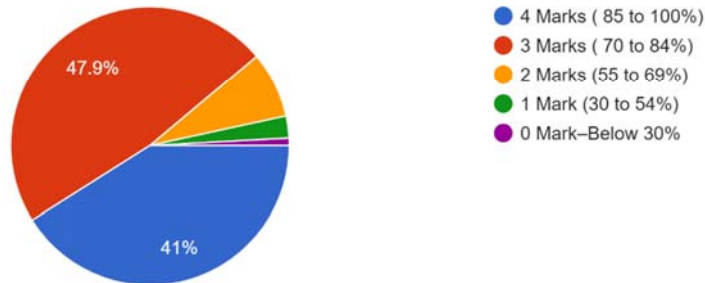
117 responses



- 4 Marks (85 to 100%)
- 3 Marks (70 to 84%)
- 2 Marks (55 to 69%)
- 1 Mark (30 to 54%)
- 0 Mark-Below 30%

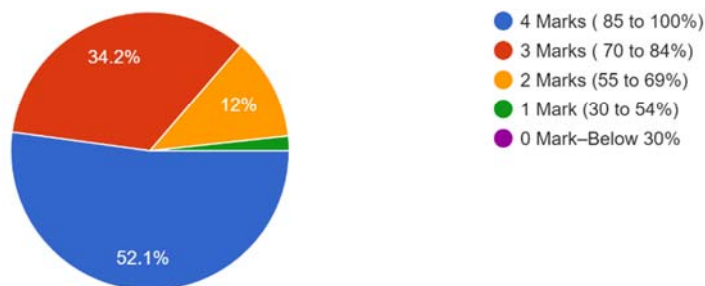
16. The institute/ teachers use student centric methods, such as experiential learning, participative learning and problem solving methodologies for enhancing learning experiences

117 responses



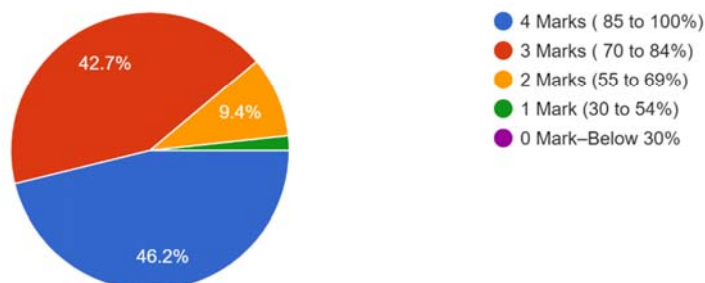
17. Teachers encourage you to participate in extracurricular activities. (Extra-curricular activities

117 responses



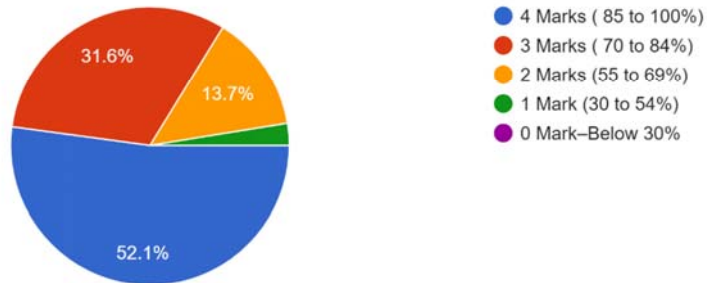
18. Efforts are made by the institute/ teachers to inculcate soft skills, life skills and employ ability skills to make you ready for the world of work.

117 responses



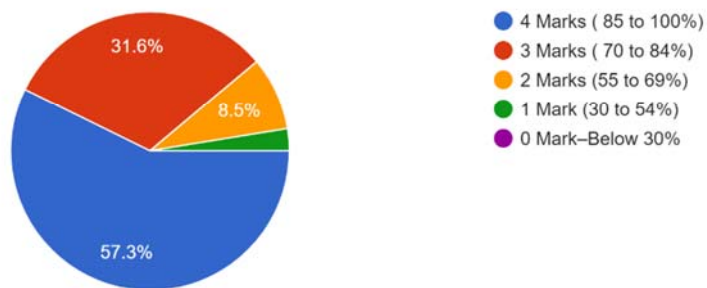
19. What percentage of teachers use ICT tools such as LCD projector, Multimedia, etc. while teaching.

117 responses



20. The overall quality of teaching-learning process in your institute is very good.

117 responses



Feedback Analysis:

Feedback on NAAC Questioner responded by FYBA, SYBA, TYBA, MAI, MAII

Percentage	Questions	Response
70% Above	syllabus was covered	92.3
	Teacher prepare for the class	86.3
	Teacher able to communicate	87.2
	Teacher approach to teaching	88.1
	Fairness of paper internal evaluation	85.5
	Performance in assignment discussed	82.9
	Promoting internship, student exchange, field visit opportunities	83.7
	Mentoring process facilities you in cognitive, social and emotional growth	85.5
	Multiple opportunities to learn and grow	89.8
	Expected competencies, course outcome and program outcome	87.2
	Necessary follow up assigned task	89.7
	Illustrated the concept through example and application	89.8
	Identify your strength and encourage	86.4
	Teacher able to identify weakness and help	86.4
	Engage student in the monitoring, review and continues quality improvement	91.5
	Use student centric method , Such as experiential learning, participative learning and problem solving methodologies	88.9
	Encourage you to participate in extracurricular activities	86.3
	Inculcate soft skill, life skill and employability skill	88.9
	Teacher use ICT tolls	83.7
	Overall quality of Teaching learning process	88.9
50% to 70%	NA	NA
Below 50%	NA	NA

There were 21 question including 20 objective and 01 subjective questions asked regarding the quality of teaching - learning and evaluation process, staff

use of ICT, soft skills and so on. This response received from the student of different classis via FYBA, SYBA, and TYBA, MA I, MA II.

The feedback reflect that more than 70% students had responded positively with excellent (71 %), very good (51-70%) and good (below 50%) respectively. Feedback analysed affirms that the students seem satisfied with the teaching learning and evaluation process along with other support services adopted in the college.

Action taken on Feedback:

Resaving the above feedback, it is noticed that the average percentage of response to all 20 questions are more than 90% The faculty member are communicated about the feedback in staff meeting and are appreciated foe efforts taken to the quality development of teaching learning and student process. However, response received comparatively on use of ICT need strengthening of the area